

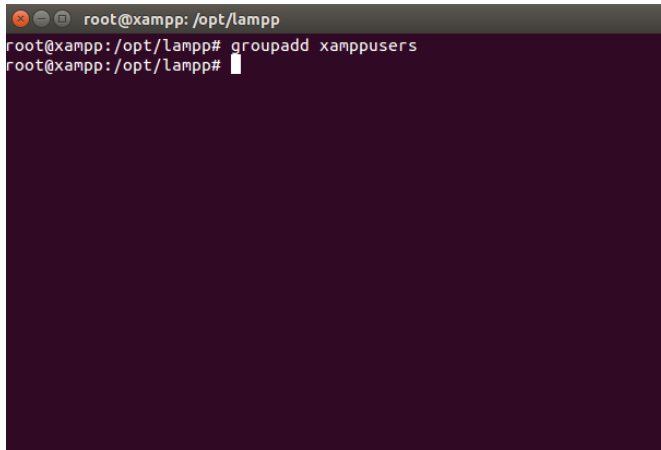
Obtain Read/Write Access to the Web Server Document Root Directory

By default, the Web server document root directory (*/opt/lampp/htdocs*) is configured to only allow write access to the root user. However, in most cases, you will be using XAMPP as a non-root user and this can be inconvenient if you need to quickly modify or add files to your XAMPP installation.

In these situations, you can give one or more user accounts privileges to write to the Web server document root directory. Follow these steps:

1. Open a new Linux terminal and ensure you are logged in as root.
2. Create a new group named *xamppusers*. This group will contain those user accounts allowed read/write access to the Web server document root directory.

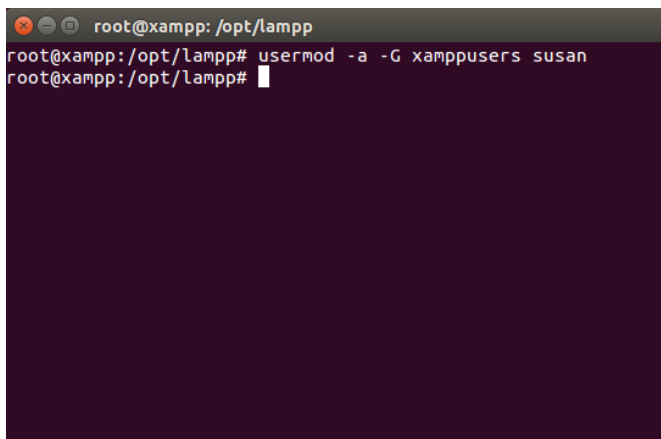
```
groupadd xamppusers
```



```
root@xampp: /opt/lampp
root@xampp:/opt/lampp# groupadd xamppusers
root@xampp:/opt/lampp#
```

3. Add your account (in this example, *susan*) to the new group. Add other users if needed.

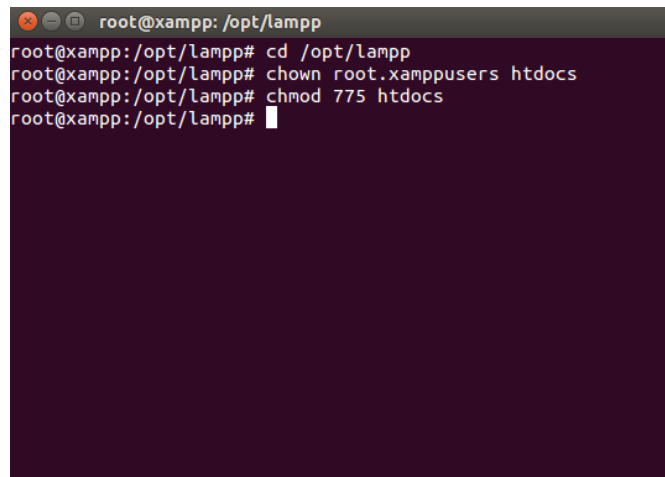
```
usermod -a -G xamppusers susan
```



```
root@xampp: /opt/lampp
root@xampp:/opt/lampp# usermod -a -G xamppusers susan
root@xampp:/opt/lampp#
```

4. Change the ownership and permissions of the *htdocs/* subdirectory so that it is writable by the the new *xamppusers* group.

```
cd /opt/lampp
chown root.xamppusers htdocs
chmod 775 htdocs
```

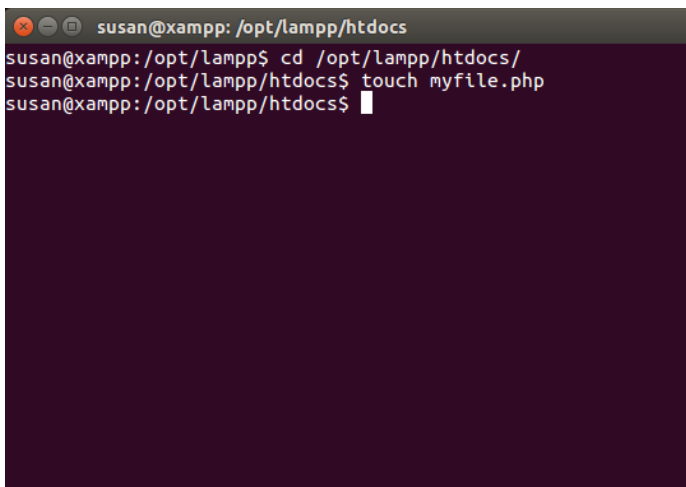


```
root@xampp: /opt/lampp
root@xampp:/opt/lampp# cd /opt/lampp
root@xampp:/opt/lampp# chown root.xamppusers htdocs
root@xampp:/opt/lampp# chmod 775 htdocs
root@xampp:/opt/lampp#
```

TIP

If you're using XAMPP in a single-user scenario and there will only be one user ever accessing the Web server document root directory, you can skip creating a new group and instead simply transfer full ownership of the *htdocs/* directory to that user. To do this, use a command like *chown susan.susan htdocs*.

You should now be able to log in again as the specified user account and read/write to the Web server document root.



```
susan@xampp: /opt/lampp/htdocs
susan@xampp:/opt/lampp$ cd /opt/lampp/htdocs/
susan@xampp:/opt/lampp/htdocs$ touch myfile.php
susan@xampp:/opt/lampp/htdocs$
```